

JVC

24-inch Multi-Format LCD Monitor

DT-V24G2

17-inch Multi-Format LCD Monitor

DT-V17G2

22-inch Multi-Format LCD Monitor

DT-V21G2

17-inch Multi-Format LCD Monitor

DT-V17G25



In studio or on the field.
Just right for your exact needs.

DT-V
G2 SERIES

From a larger 24-inch to portable 17-inch types, JVC offers a series of versatile LCD production monitors designed for field, studio and broadcasting applications.

JVC DT-V G2 Series Multi-format LCD monitors offer outstanding color gamut, gamma and grayscale characteristics, as well as a number of professional assist functions that make these monitors suitable for critical image evaluation applications.

Common features for all models

- 1500:1 contrast ratio for crisp display of blacks
- Wide viewing angles of 178°/178°
- Features 3G-SDI & Dual Link connectors
- Built-in Histogram, Waveform, Vector Scope, Zebra
- Various markers
- Built-in Audio Level Meter up to 16ch/Lissajours Meter
- IMD (in monitor display)
- Assignable Function Keys (F1 and F2)
- Energy-savings function

24-inch Multi-Format LCD Monitor

DT-V24G2

- WUXGA resolution 1920 x 1200 pixels
- 10-bit IPS panel with 1.073 billion color reproduction
- Tilttable stand



21-inch Multi-Format LCD Monitor

DT-V21G2

- Full HD resolution 1920 x 1080 pixels
- Carrying handle
- AC/DC operation



17-inch Multi-Format LCD Monitor

DT-V17G2

- Full HD resolution 1920 x 1080 pixels
- Carrying handle
- AC/DC operation



17-inch Multi-Format LCD Monitor

DT-V17G25

- Full HD resolution 1920 x 1080 pixels
- 10-bit IPS panel with 1.073 billion color reproduction
- Carrying Handle

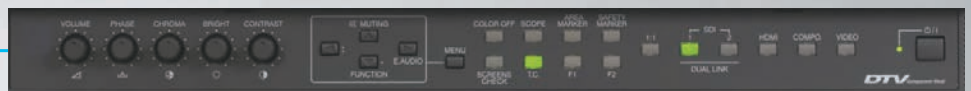
Front Controls and Rear Terminals

Direct control buttons and terminals offer improved operability.

■ Front controls



DT-V24G2



DT-V21G2/DT-V17G2




DT-V17G25



■ Input/output terminals*1



DT-V24G2



DT-V21G2



DT-V17G25



DT-V17G2

■ DC input*2



DT-V21G2/
DT-V17G2

*2: Featured only on the DT-V21G2 and DT-V17G2

*1: Common for all models.

Technologies and Functions that Make the DT-V G2 Series


Technologies to Display Professional Quality Pictures

High Contrast Ratio, wide gamut, 10-bit IPS (In-Plane Switching) Panel

High contrast ratio of 1500:1 is realized for all models to display images with full of contrast. The DT-V24G2 and DT-V17G25 monitors are equipped with a 10-bit IPS LCD panel, which surpasses the EBU Class 2 requirements in terms of color space, gamma and gradation and is capable of reproducing 1.073 billion colors.

IPS (In Plane Switching) LCD panel

All models feature IPS panel with a contrast ratio of 1500:1, and wide viewing angles of 178°/178° for excellent visibility with minimum image degradation even when viewed from the two sides or top.



Original Technologies for Better Picture Quality

JVC's analog-based picture-quality evaluation technologies we've built through our analog monitors have been implemented into the 10-bit processor used for the DT-V G2 Series monitors. Additionally, Contour Enhancer Technology helps eliminate digital aliasing and minimal digital processing is performed for input signals to display natural looking pictures. Plus, optimized I-P conversion maintains sharp and clear images. Also, gamma and white balance adjustments are set before the monitors leave the factory to maintain quality control for all models. Such technologies combined, we make sure that the displayed images will be natural and true to the source signal.

Gamma Preset Modes

There are four recommended gamma preset modes that can be used for various professional applications ($\gamma=2.2, 2.35, 2.45, \text{ and } 2.6$).

Accurate color reproduction

Individual Matrix Parameters can be assigned for HD and SD input signals without color processing to display images in accurate colors that comply with ITU standards. And the color space of the LCD panel used for the DT-V G2 Series monitors is EBU100% equivalent to enable accurate color reproduction of the original signal.

Color Temperature settings

User can select from 9,300K, 6,500K, 5,600K or user mode for color temperature settings.


Convenient Display Modes

- I/P modes
- Pixel-by-pixel (1:1) display mode
- Time Code display (SDI)
- IMD (in monitor display)
- Status display in blank area (DT-V24G2 only)

Assist Functions for Professionals

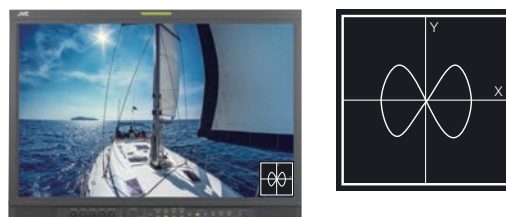
Histogram

The number of pixels on the vertical axis, and brightness of the video on the horizontal axis are displayed.



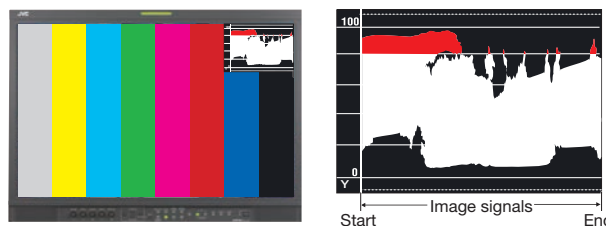
Lissajous Meter

Lissajous Meter displays coherence between two audio channels, which useful in showing the stereo field of a signal and possible phase issues.



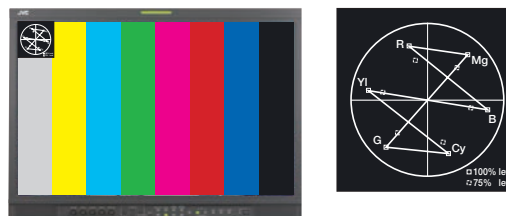
Waveform Monitor

Displays images by detecting brightness signal from video, component and SDI signals. Confirmation of individual color signal level for R/G/B, Y/PB/PR, and Y/CB/CR. At-a-glance peak brightness with Over-level function.



Vector Scope

Simple checking of hue and saturation of video signal can be detected and displayed on the Vector Scope. Works with video, component, SDI (SD/HD) input signals.



Assignable Function Keys (F1 and F2)

F1 and F2 keys can be assigned with desired functions. For instance, when the color temperature function is set to F1 key, the function will cycle through each mode by continuously pressing on the F1 key.

Built-in stereo speaker

Stereo speakers with 1.0W + 1.0W output are built-in, in the front of the monitor.

Array of Markers and Indicators

These monitors feature area markers (4:3, 16:9, 14:9, 13:9, 2.35:1 1.85:1, 1.75:1, and 1.66:1), safety markers (variable in a single increment between 80% to 100%), and aspect switching (4:3 and 16:9), as well as screen check function, and two tally (F and G) lamps. Also the tally lamps' Half function can indicate different tally lamps for left and right screens.



Aspect (16:9)




Safety maker (16:9)



Area maker (4:3)



Aspect (16:9) with area maker (4:3) in the halftone mode



Aspect (4:3)



Safety maker (4:3)

Audio Level Meter

Allows checking the status of HD-SDI embedded audio up to 16 ch inputs by displaying the channel number, reference and over levels, and peak hold.



No Sync Action

These monitors feature No Sync Action function, which enables the user to select from Off, Standby, Power Save, Gray back when there is no signal input.

Supplied with Tilttable stand

The supplied metal stand can be used to tilt the monitor forward or backward for choosing the optimum viewing angle and allowing versatile installation. The stand can be detached if necessary.

Supplied with Carrying handle

The models DT-V21G2, DT-V17G2, and DT-V17G25 come with a grip type carrying handle to offer outstanding portability on fields and in studios.

DC12 power input compatibility

The DT-V21G2 and DT-V17G2 are supplied with DC 12V-17V compatible input power terminal.

Connectors for Professionals

3G-SDI & Dual Link

1080p uncompressed digital video data transmitted at a maximum rate of 60 frames/sec. at 3 GB/sec. can be input with two HD-SDI inputs. It is also compatible with Dual Link.

3G-SDI Input Format

| | |
|-----------|-----------------------------|
| 3G A-1 | Level A mapping structure 1 |
| 3G A-2 | Level A mapping structure 2 |
| 3G A-3 | Level A mapping structure 3 |
| 3G A-4 | Level A mapping structure 4 |
| 3G B-DS1 | Level B data stream 1 |
| 3G B-DS2 | Level B data stream 2 |
| 3G B-DUAL | Level B DUAL LINK |

Input/output connectors

| Model | DT-V24G2 | DT-V21G2 | DT-V17G2 | DT-V17G25 |
|------------------|------------------------------------|---|----------|-----------|
| Video | 3G/HD/SD SDI (OUT 2: SWITCHED OUT) | Digital signal output (compatible with EMBEDDED AUDIO signals): 1 line switched out, BNC connector x 1 | | |
| | 3G/HD/SD SDI (OUT 1) | Digital signal output (compatible with EMBEDDED AUDIO signals): 1 line, BNC connector x 1 | | |
| | 3G/HD/SD SDI (IN 1) | Digital signal input (compatible with EMBEDDED AUDIO/DUAL LINK signals): Auto detection, 2 lines, BNC connector x 2 | | |
| | 3G/HD/SD SDI (IN 2) | | | |
| | Component (Y, PB/B-Y, PR/R-Y) | IN: 1 line; BNC connector x 3, Y: 1V (p-p), 75Ω (with sync); PB/B-Y, PR/R-Y: 0.7 V (p-p), 75Ω | | |
| | HDMI | IN x1 (compatible with HDCP) | | |
| Audio | VIDEO | Composite video signal Input/output: 1 line; BNC connector x 2, 1V (p-p), 75Ω (IN and OUT are connected with a bridge connection. Auto termination.) | | |
| | Audio Assign (IN 1) | Analog audio signal input: 2 lines, RCA connector x 2, 3.5mm diam. stereo mini jack x 1, 500 mV (rms), high impedance | | |
| | Audio Assign (MONITOR OUT) | Analog audio signal output: 1 line, RCA connector x 2, 500 mV (rms) | | |
| External Control | MAKE/TRIGGER | RJ-45 terminal x 1 (8 pin) | | |
| | RS-485 | RJ-45 terminal x 2 (N/OUT) (8 pin) | | |
| | RS-232C | D-sub 9 pin x 1 | | |

Input format

✓: Compatible
—: Not compatible

| No. | Signal name and signal display format | Input Terminal | | | | | |
|-----|---------------------------------------|----------------|-------|-----------------------------|--------|-----------|---|
| | | Video | COMP. | 3G/HD/SD SDI (IN 1, IN 2)*2 | | HDMI | |
| | | | | SD/HD | 3G-SDI | DUAL LINK | |
| 1 | NTSC | ✓ | — | — | — | — | — |
| 2 | NTSC 4.43 | ✓ | — | — | — | — | — |
| 3 | PAL-M | ✓ | — | — | — | — | — |
| 4 | PAL60 | ✓ | — | — | — | — | — |
| 5 | PAL | ✓ | — | — | — | — | — |
| 6 | PAL-N | ✓ | — | — | — | — | — |
| 7 | SECAM | ✓ | — | — | — | — | — |
| 8 | B/W50 | ✓ | — | — | — | — | — |
| 9 | B/W60 | ✓ | — | — | — | — | — |
| 10 | 480/60i | — | ✓ | — | — | — | ✓ |
| 11 | 480/59.94i | — | ✓ | — | — | — | ✓ |
| 12 | 576/50i | — | ✓ | — | — | — | ✓ |
| 13 | 480/60p | — | ✓ | — | — | — | ✓ |
| 14 | 480/59.94p*1 | — | ✓ | — | — | — | ✓ |
| 15 | 576/50p | — | ✓ | — | — | — | ✓ |
| 16 | 640x480/60p | — | — | — | — | — | ✓ |
| 17 | 640x480/59.94p*1 | — | — | — | — | — | ✓ |
| 18 | 720/60p | — | ✓ | — | — | — | ✓ |
| 19 | 720/59.94p | — | ✓ | — | — | — | ✓ |
| 20 | 720/50p | — | ✓ | — | — | — | ✓ |
| 21 | 720/30p | — | — | — | — | — | — |
| 22 | 720/29.97p | — | — | — | — | — | — |
| 23 | 720/25p | — | — | — | — | — | — |
| 24 | 720/24p | — | — | — | — | — | — |
| 25 | 720/23.98p | — | — | — | — | — | — |
| 26 | 1080/60i | — | ✓ | — | — | — | ✓ |
| 27 | 1080/59.94i | — | ✓ | — | — | — | ✓ |
| 28 | 1035/60i | — | — | — | — | — | — |
| 29 | 1035/59.94i | — | — | — | — | — | — |
| 30 | 1080/50i | — | ✓ | — | — | — | ✓ |
| 31 | 1080/60p | — | ✓ | — | — | — | ✓ |
| 32 | 1080/59.94p*1 | — | ✓ | — | — | — | ✓ |
| 33 | 1080/50p | — | ✓ | — | — | — | ✓ |
| 34 | 1080/30p | — | — | — | — | — | — |
| 35 | 1080/29.97p | — | — | — | — | — | — |
| 36 | 1080/25p | — | — | — | — | — | — |
| 37 | 1080/24p | — | — | — | — | — | — |
| 38 | 1080/23.98p | — | — | — | — | — | — |
| 39 | 1080/30PsF | — | — | ✓*5 | ✓*5 | ✓*5 | — |
| 40 | 1080/29.97PsF | — | — | ✓*7 | ✓*4 | — | — |
| 41 | 1080/25PsF | — | — | ✓ | ✓ | — | — |
| 42 | 1080/24PsF | — | — | — | — | — | — |
| 43 | 1080/23.98PsF | — | — | ✓*5 | ✓*5 | — | — |

Note: PC signals are compatible with major formats.

*1: **/50.94, **/29.97, and **/23.98 will be displayed as **/60, **/30, and **/24 respectively.

*2: Compatible with EMBEDDED AUDIO signals.

*3: If there is no payload ID, the signal is regarded as 1080/60i, and "1080/60i" and the status appear.

*4: If there is no payload ID, the signal is regarded as 1080/59.94i, and "1080/59.94i" and the status appear.

*5: If there is no payload ID, the signal is regarded as 1080/50i, and "1080/50i" and the status appear.

*6: The signal is regarded as 1080/60i, and "1080/60i" and the status appear.

*7: The signal is regarded as 1080/59.94i, and "1080/59.94i" and the status appear.

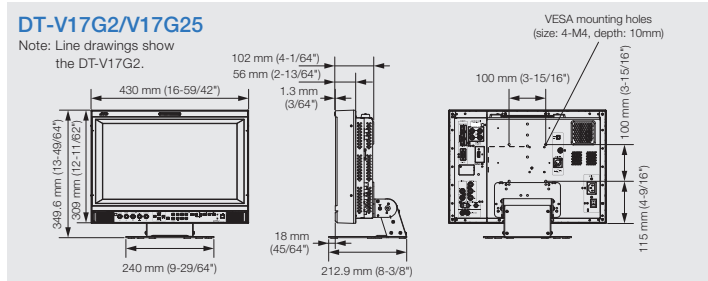
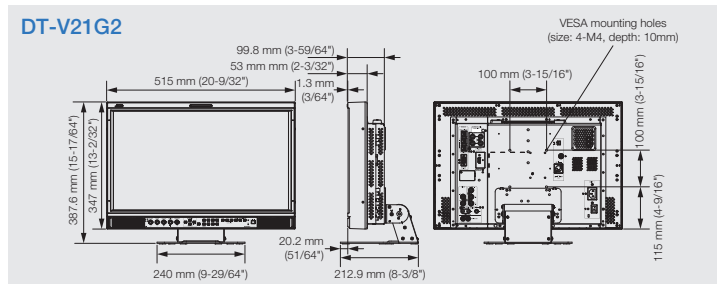
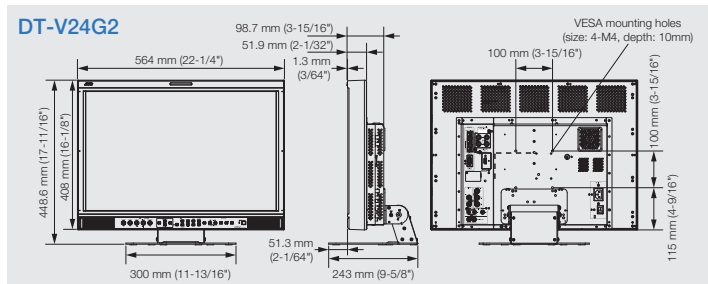
*8: The signal is regarded as 1080/50i, and "1080/50i" and the status appear.

Specifications

| Model | DT-V24G2 | DT-V21G2 | DT-V17G2 | DT-V17G25 |
|--|--|---|---|---|
| Type | Multi-format LCD monitor | | | |
| Screen Size | 24 inches, 611.3 mm measured diagonally | 21.5 inches, 546.2 mm measured diagonally | 17 inches, 419.7 mm measured diagonally | |
| Aspect Ratio | 16:10 | | 16:9 | |
| LCD Panel | Active matrix TFT | | | |
| Effective Screen Size (W x H) | 518.4 x 324 mm (20-7/16" x 12-13/16") | 476.1 x 267.8 mm (18-3/4" x 10-35/64") | 365.8 x 205.7 mm (14-7/16" x 8-1/8") | |
| Pixels (resolution) | 1920 x 1200 | | 1920x1080 | |
| Display Colors | 1.073 billion | | 16.77 million | 1.073 billion |
| Viewing Angle (typ.) | Horizontal / Vertical | | 178° / 178° | |
| Brightness (typ.) | 400 cd/m ² | | 300 cd/m ² | 450 cd/m ² |
| Contrast Ratio (typ.) | 1500:1 | | | |
| Applicable Standard | 3G SDI: SMPTE424M/SMPTE425M; DUAL LINK HD SDI: SMPTE372M; HD SDI: BTA S-004C, SMPTE292M; SD SDI: ITU-R BT.656: 525/625, SMPTE259M: 525; EMBEDDED AUDIO: SMPTE299M, SMPTE272M | | | |
| Audio Output | Internal: 1.0 W + 1.0 W (L/R) | | | |
| Environmental Conditions | Operating temperature: 5°C to 35°C (41°F to 95°F); Operating humidity: 20% to 80% (non condensing) | | | |
| Storage temperature | -20°C to 60°C | | | |
| Energy Efficiency Class | C | C | D | D |
| Power Requirements | 120 V/220 V – 240 V, 50/60 Hz | | | |
| | AC | DC | | DC |
| Rated Current | North America 0.72 A (AC 120 V) Europe 0.42 A (AC 220 – 240 V) DC — | 0.61 A 0.39 A 5.0 A | 0.47 A 0.30 A 5.0 A | 0.55 A (AC 120 V) 0.33 A (AC 220 – 240 V) — |
| Power Consumption | On-mode 38.9 W Stand-by mode 0.29 W | 38.8 W | 29.0 W 0.30 W | 29.7 W 0.3 W |
| Annual Energy Consumption* | 57 kWh/year | 57 kWh/year | 43 kWh/year | 44 kWh/year |
| Dimensions (WxHxD) with stand excluding protrusions | 564 x 448.6 x 243 mm (22-1/4" x 17-11/16" x 9-5/8") | 515 x 387.6 x 212.9 mm (20 5/16" x 15 5/16" x 8 7/16") | 430 x 349.6 x 212.9 mm (16-15/16" x 13-13/16" x 8-7/16") | |
| Dimensions (WxHxD) without stand | 564 x 408 x 98.7 mm (22-1/4" x 16-1/8" x 3-15/16") | 515 x 347 x 99.8 mm (20 5/16" x 13 11/16" x 3 15/16") | 430 x 309 x 102 mm (16-15/16" x 12-3/16" x 4-1/16") | |
| Weight with stand | 10.6 kg (23.4 lbs) | 8.6 kg (19 lbs) | 8.2 kg (18.1 lbs) | 8.3 kg (18.3 lbs) |
| Weight without stand | 7.7 kg (17 lbs) | 6.2 kg (13.7 lbs) | 5.8 kg (12.8 lbs) | 5.9 kg (13 lbs) |
| Provided Accessories | AC power cord x1 (only for N.America), BAC power cord x2 (only for Europe), power cord holder x 1, screw x 2 (for power cord holder), instruction manual x 1, core filter x1 (only for N. America), CD-ROM (instructions PDF file) x 1 (only for Europe) | | | |

*Annual energy consumption figures are based on the power consumption of the monitor operating 4 hours per day for 365 days. The actual energy consumption will depend on how the monitor is used.

External Dimensions Unit: mm (inches)



Optional Accesories

RK-C213D1 (with Tilting function) Rack Mount Adapter for the DT-V21G2

RK-C17D2* Rack Mount Adapter for the DT-V17G2 and DT-V17G25

*Consult your nearest JVCKENWOOD dealer for applying tilt function for the 17-inch model.

E.E. & O.E. Design and specifications subject to change without notice.

All TV screen pictures are simulated. HDMI, the HDMI logo, and High-Definition Multimedia Interface are trademarks or registered trademarks of HDMI Licensing LLC in the United States and other countries. HDCP stands for High-bandwidth Digital Content Protection, a copy protection technology of high reliability licensed by Digital Content Protection, LLC. All brand or product names may be trademarks and/or registered trademarks of their respective owners. Any rights not expressly granted herein are reserved.

Copyright © 2016, JVCKENWOOD Corporation. All Rights Reserved.

JVCKENWOOD

DISTRIBUTED BY