

# JVC

17" multi-format LCD monitor

## DT-E17L4G

21" multi-format LCD monitor

## DT-E21L4



**Full HD monitor with HDMI and HD-SDI interfaces, a number of status alert functions such as 16-ch audio level meter, multi-color tally lamp, and IMD, plus the convenience of DC power operation.**

### HIGHLIGHTS

#### ■ The latest interfaces – HDMI and HD-SDI

HD-SDI input and output, as well as HDMI connectors, are included as standard, making these monitors suitable for a variety of professional applications, including post-production and broadcasting.

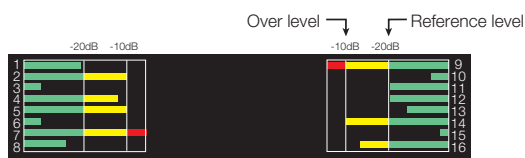
#### ■ Full HD resolution LCD panel with LED backlighting

The monitors feature a 1920 x 1080 pixel full HD resolution LCD panel with LED backlighting. Compared to CCFL backlit monitors, LED backlit LCD monitors are more energy efficient, radiate little heat, and best of all, are free of mercury. The panel is compatible with ITU-709 color gamut and offers high-speed response with low latency of less than one frame\*.

\* In field mode.

#### ■ 16-channel embedded audio level meter

A convenient 16-channel audio level meter with multiple indications such as peak, and graduation levels, provides at-a-glance recognition of audio signal status.



#### ■ Carrying handle and DC power supply

The DT-E series monitors are light enough to carry around, at just 7.1 kg / 15.6 lbs. (17") and 7.7 kg / 16.9 lbs. (21") respectively. And in addition to a conventional AC adaptor, a DC power input connector (12-17V) is included.

#### ■ IMD (in-monitor display) function

Based on TSL's UMD protocol version 4.0, the built-in IMD (in-monitor display) function keeps track of the monitor's condition, displaying the monitor identifier as text (e.g., input source equipment, input signal format, etc.) along with tally lamps to show the status.



IMD function displays the status in text and tally lamps within the monitor.

#### ■ Easy access front panel controls

The monitor can be controlled directly from buttons and rotary controls located on the front panel. For convenience, users can assign functions to the F1 and F2 buttons.





## Other features

- Multi-color/multifunction tally lamp for Make/Trigger system
- 3-way stand
- 10-bit image processor
- 16.7 million display colors
- Area/Centre/Safety markers
- LTC, VITC, and D-VITC time code support
- Built-in speakers

## Rear terminals



## Compatible signals (video)

✓: Acceptable  
—: Not acceptable

No.	Signal name	Signal format shown in the status display*5	Input terminal				
			Video	Analog COMPO.	Analog RGB	E.AUDIO *1 HD/SD SDI	HDMI
1	NTSC	NTSC	✓	—	—	—	—
2	NTSC 4.43	N 4.43	✓	—	—	—	—
3	PAL-M	PAL-M	✓	—	—	—	—
4	PAL60	PAL60	✓	—	—	—	—
5	PAL	PAL	✓	—	—	—	—
6	PAL-N	PAL-N	✓	—	—	—	—
7	SECAM	SECAM	✓	—	—	—	—
8	B/W60	B/W60	✓	—	—	—	—
9	B/W60	B/W60	✓	—	—	—	—
10	480/60i	480/60i	—	✓	—	✓	✓
11	480/59.94i	480/59.94i	—	✓	—	✓	✓
12	576/50i	576/50i	—	✓	—	✓	✓
13	480/60p	480/60p	—	✓	—	—	✓
14	480/59.94p	480/60p	—	✓	—	—	✓
15	576/50p	576/50p	—	✓	—	—	✓
16	640*480/60p	640*480/60p	—	—	✓	—	✓
17	640*480/59.94p	640*480/60p	—	—	✓	—	✓
18	720/60p	720/60p	—	✓	—	✓	✓
19	720/59.94p	720/59.94p	—	✓	—	✓	✓
20	720/50p	720/50p	—	✓	—	✓	✓
21	720/30p	720/30p	—	—	—	✓	—
22	720/29.97p	720/29.97p	—	—	—	✓	—
23	720/25p	720/25p	—	—	—	✓	—
24	720/24p	720/24p	—	—	—	✓	—
25	720/23.98p	720/23.98p	—	—	—	✓	—
26	1080/60i	1080/60i	—	✓	—	✓	✓
27	1080/59.94i	1080/59.94i	—	✓	—	✓	✓
28	1035/60i	1035/60i	—	—	—	✓	✓
29	1035/59.94i	1035/59.94i	—	—	—	✓	✓
30	1080/50i	1080/50i	—	✓	—	✓	✓
31	1080/60p	1080/60p	—	✓	✓	—	✓
32	1080/59.94p	1080/60p	—	✓	✓	—	✓
33	1080/50p	1080/50p	—	✓	✓	—	✓
34	1080/30p	1080/30p	—	—	—	✓	✓
35	1080/29.97p	1080/29.97p	—	—	—	✓	✓
36	1080/25p	1080/25p	—	—	—	✓	✓
37	1080/24p	1080/24p	—	—	—	✓	✓
38	1080/23.98p	1080/23.98p	—	—	—	✓	✓
39	1080/30PsF	1080/30psf	—	—	—	✓*2	—
40	1080/29.97PsF	1080/29.97psf	—	—	—	✓*3	—
41	1080/25PsF	1080/25psf	—	—	—	✓*4	—
42	1080/24PsF	1080/24psf	—	—	—	✓	—
43	1080/23.98PsF	1080/23.98psf	—	—	—	✓	—

\*1 Compatible with EMBEDDED AUDIO signals. \*2 The signal is recognized as 1080/60i, and the status is displayed as "1080/60i." \*3 The signal is recognized as 1080/59.94i, and the status is displayed as "1080/59.94i." \*4 The signal is recognized as 1080/50i, and the status is displayed as "1080/50i." \*5 For signal formats other than E.Audio HD/SD SDI input, \*\*59.94, \*\*29.97, and \*\*23.98 will be displayed as \*\*/60, \*\*/30, and \*\*/24 respectively.

## Computer (preset): analog RGB and DVI-D inputs

No.	Signal name	Resolution		Resolution		Resolution Scan system
		Horizontal	Vertical	Horizontal (kHz)	Vertical (Hz)	
1	VGA60	640	480	31.5	59.9	Non-interface
2	WVGA60	852	480	31.5	59.9	Non-interface
3	SVGA60	800	600	37.9	60.3	Non-interface
4	XGA60	1024	768	48.4	60.0	Non-interface
5	WXGA (1280)	1280	768	47.8	60.0	Non-interface
6	WXGA+60	1440	900	55.9	60.0	Non-interface
7	SXGA60	1280	1024	64.0	60.0	Non-interface
8	LUXGA60 *1	1600	1200	75.0	60.0	Non-interface
9	WUXGA60 *1	1920	1200	74.0	60.0	Non-interface
10	1080/60p	1920	1080	67.5	60.0	Non-interface
11	1080/50p	1920	1080	56.3	50.0	Non-interface
12	US TEXT *2, *5	720	400	31.5	70.1	Non-interface
13	WXGA(1360)	1360	768	47.7	60.0	Non-interface
14	SXGA+60A *3	1400	1050	64.0	60.0	Non-interface
15	SXGA+60B *4	1400	1050	65.2	60.0	Non-interface
16	MAC13 *5	640	480	35.0	66.7	Non-interface
17	MAC16 *5	832	624	49.7	74.5	Non-interface
18	MAC19 *5	1024	768	60.2	74.9	Non-interface
19	MAC21 *5	1152	870	68.7	75.1	Non-interface

\*1 No. 8 and No. 9 signals come in, thin lines will become obscured because their signal resolution is higher than the screen resolution. \*2 The signal is recognized as VGA400/70, and the status is displayed as "VGA400/70." \*3 The signal is recognized as SXGA+60, and the status is displayed as "SXGA+60." \*4 The signal is recognized as SXGA+60, and the status is displayed as "SXGA+60." \*5 Only supports analog RGB input.

E. & O.E. Design and specifications subject to change without notice.

All TV screen pictures are simulated. HDMI, the HDMI logo, and High-Definition Multimedia Interface are trademarks or registered trademarks of HDMI Licensing LLC in the United States and other countries. HDCP stands for High-bandwidth Digital Content Protection, a copy protection technology of high reliability licensed by Digital Content Protection, LLC. All brand or product names may be trademarks and/or registered trademarks of their respective owners. Any rights not expressly granted herein are reserved.

Copyright © 2012, JVC KENWOOD Corporation. All Rights Reserved.

## Specifications

Model	DT-E17L4G		DT-E21L4
DISPLAY DEVICE			
Type	Multi-format LCD display		
Screen size	17-inch wide format		21-inch wide format
Effective screen size (W x H x Diagonal)	382 x 215 x 438 (14 3/4" x 8 3/8" x 17 1/4")		477 x 268 x 547 (20 1/2" x 12 7/8" x 21 9/16")
Aspect ratio	16:9		
Number of pixels displayed	1,920 x 1,080 (Full HD)		
Number of colors displayed	16.7 million		
Surface treatment	Gloss		Non-gloss
Viewing angle (horizontal/vertical)	160°/Upward: 60°, Downward: 80° (typical)		170°/160° (typical)
Brightness (typical)	300 cd/m2		250 cd/m2
Contrast ratio	600:1		1,000:1
Backlighting	LED		
GENERAL			
Horizontal/vertical frequency (computer signal)	H: 31.469 kHz – 75.000 kHz / V: 49.950 Hz – 75.062 Hz		
Format	HD SDI: BTA S-004C, SMPTE 292M; SD SDI: ITU-R BT 656, 525/625, SMPTE 259M, 525; Embedded Audio: SMPTE 299M, 272M		
Audio output	Internal speaker: 1.0 W + 1.0 W		
Operating conditions	Temperature: 5°C – 35°C (41°F – 95°F); Humidity: 20% – 80% (non-condensing)		
Power requirements	AC120V/220–240V, 50/60Hz; DC 12–17V		
Rated current	0.5A (AC 120V), 0.3A (AC220V-240V) 3.0A (DC12V-17V)		0.6A (AC 120V), 0.4A (AC220V-240V) 3.5A (DC12V-17V)
VESA standard	100 mm x 100 mm (M4 x 4 mm screw)		
Dimensions (W x H x D)	With stand 430 x 314.1 x 181 mm (17" x 12 3/8" x 7 1/4")		515 x 352.1 x 181 mm (20 3/8" x 13 7/8" x 7 1/4")
	Without stand 430 x 309 x 102 mm (17" x 12 1/4" x 4")		515 x 347 x 99.8 mm (20 3/8" x 13 3/4" x 4")
Net weight with/without stand	7.1 kg/5.6 kg (15.6 lbs/12.3 lbs)		7.7 kg/6.2 kg (16.9 lbs/13.6 lbs)

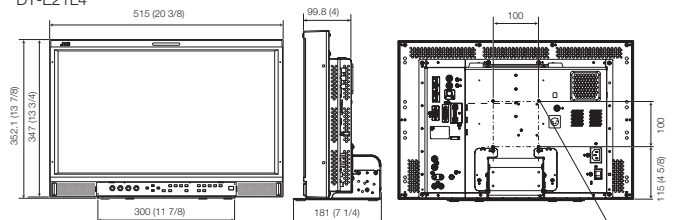
## Input/output connectors

Video input/output*	Composite	1 line, BNC connector x 2, 1 V (p-p), 75 Ω
HDMI input		HDMI connector x 1
Analog component RGB input		Mini D-Sub 15-pin x 1 Y: 1 V (p-p), 75 Ω (with sync); G, B/PB-B-Y, R/PR-R-Y: 0.7 V (p-p), 75 Ω HS, VS: 0.3 V (p-p) to 5 V (p-p)
HD/SD-SDI input/output (Auto detection)		BNC x 2 (compatible with EMBEDDED AUDIO signals)
HD/SD-SDI input/output (Switched Out)		BNC x 1 (compatible with EMBEDDED AUDIO signals)
Audio input		2 lines, RCA x 2 (L/R) stereo mini jack x 1, 500 mV (RMS), high impedance
Audio output		1 line, RCA x 2 (L/R) monitor out, 500 mV (RMS)
External controls (REMOTE)	MAKE/TRIGGER: 8-pin RS-485: 8-pin for IN RS-485: 8-pin for OUT RS-232C: 9-pin	RJ-45 x 1 RJ-45 x 1 RJ-45 x 1 D-sub x 1

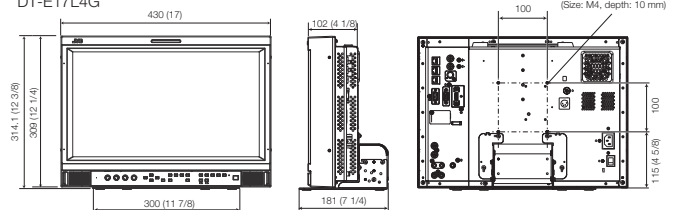
\*Input and output connectors are bridge-connected.

## External dimensions Unit: mm (inches)

DT-E21L4



DT-E17L4G



# JVC

DISTRIBUTED BY